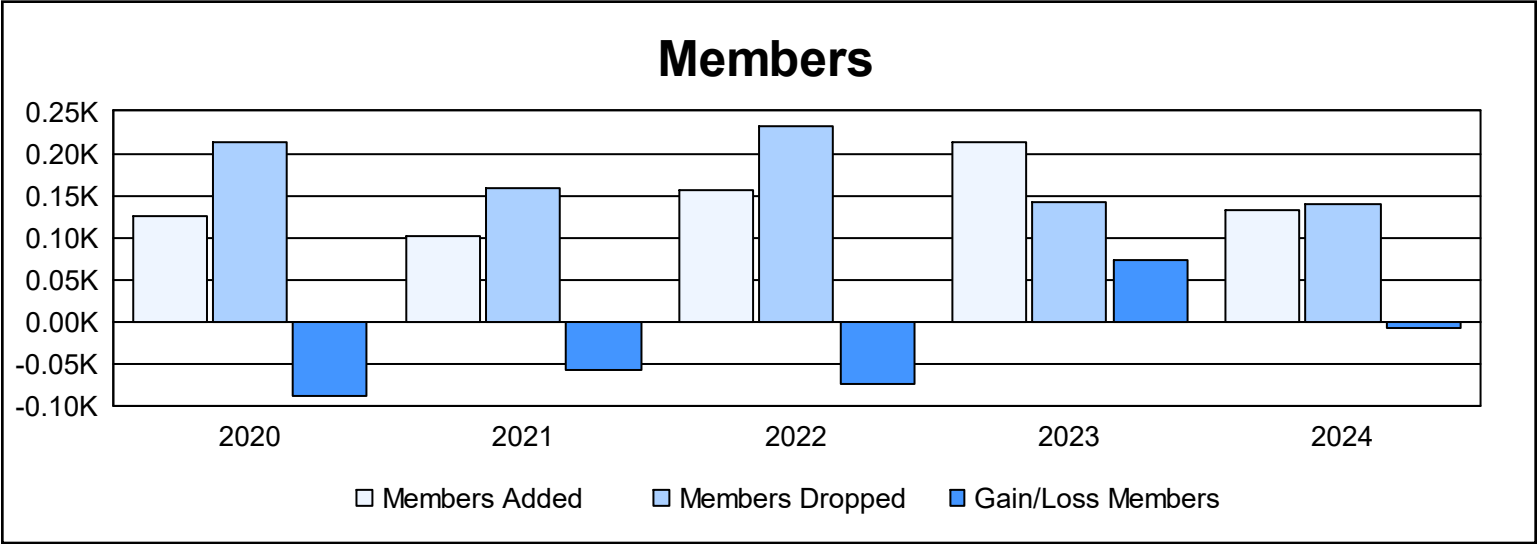
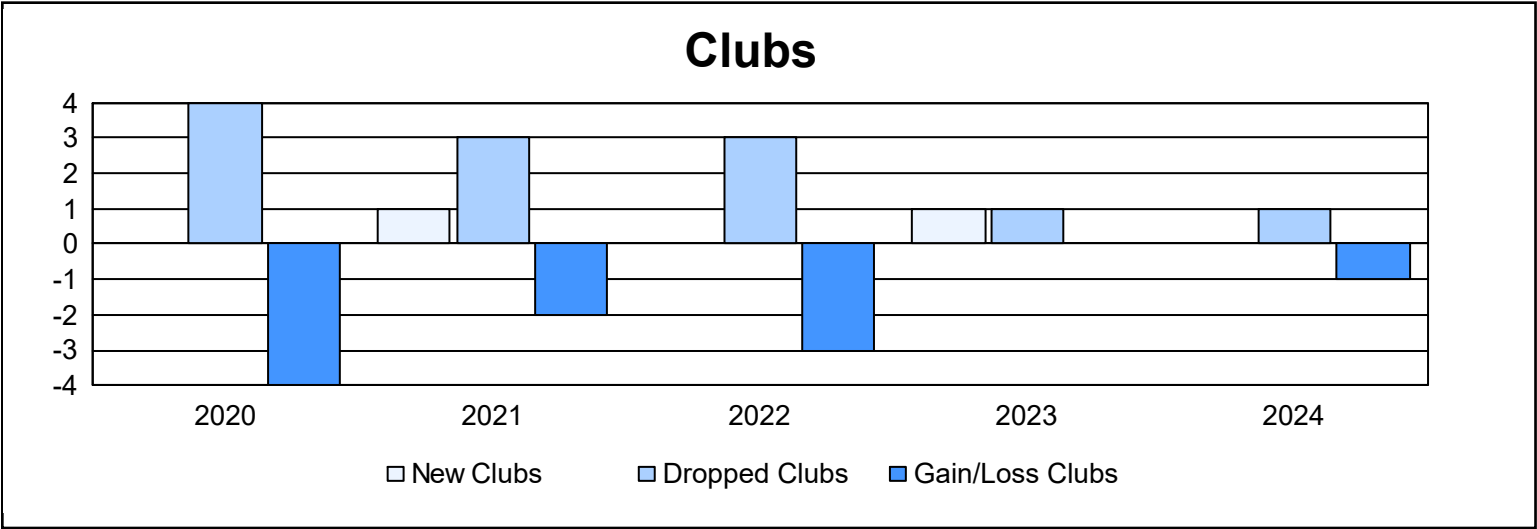
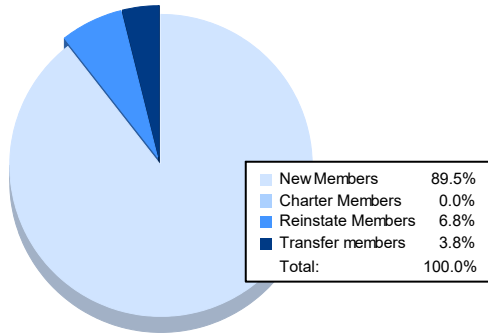


Year	New Clubs	Dropped Clubs	Gain/ Loss Clubs	New Members	Charter Members	Reinstate Members	Transfer Members	Total Member Added	Total Members Dropped	Gain/ Loss Members
2019-2020	0	4	-4	92	8	14	12	126	214	-88
2020-2021	1	3	-2	54	24	15	8	101	159	-58
2021-2022	0	3	-3	151	0	4	2	157	232	-75
2022-2023	1	1	0	157	41	4	12	214	141	73
2023-2024	0	1	-1	119	0	9	5	133	140	-7
Average	0	2	-2	115	15	9	8	146	177	-31



### Membership Composition June 2024 Cumulative



### Gender Composition June 2024 Cumulative

